



humane
society
of charlotte

Teacher's/Leader's Guide

Age Level: K-3

Humane Society of Charlotte
2700 Toomey Avenue
Charlotte, NC 28203
704-377-0534
www.humanesocietyofcharlotte.org

Table of Contents

We recommend you complete 3-6 of these activities:.....	1
1. Start a class recycling program	1
2. Start a towel drive.....	1
3. Commit a Random Act of Kindness	1
4. Visit the Humane Society of Charlotte	1
5. Learn about “What animals need to live”	1
6. Color a pet.....	1
7. What kind of diet is good for a dog or cat?.....	1
8. How do dogs and cats communicate or talk to us?	1
9. Have a Pet Therapy dog visit your class.....	2
10. Find out about service dogs	2
11. Identify items that are dangerous or hazardous to pets.....	2
12. Having a pet means having responsibilities	3
13. Recognize all living things have needs.....	3
14. Imagine a world without animals	3
15. Let’s become familiar with pets from other countries.....	3
Draw a pet that you know.....	4
Pet Suitcase.....	5
Color the Puppy	7
Color the Kitty	8
Right to Avoid a Bite	9
Doggie Cookie Recipe	11
Talking Tales	12
Dog Talk	13
Working Companions.....	14
Living Things Have Needs	17
A Mixed-Up Story.....	18
Pet Hazards at Home.....	19
The World Without Animals.....	20
Animals in other Countries	21
Caring Means Looking Ahead	22
Cat Toys You Can Make!	26
Stuff For Pups!	27

We recommend you complete 3-6 of these activities:.

1. **Start a class recycling program** This benefits all types of animals by reducing trash and pollution and keeping our world healthier! Many places will pay you for collecting cans, plastic, can tabs, etc. Donate the money collected to the Humane Society of Charlotte.
2. **Start a towel drive.** Our shelter uses a lot of towels, blankets, and sheets to wrap the animals that have been operated on, that belong in foster care or are living at the shelter in the kennels. See if your class can start a “towel drive” and then bring the towels that are donated down to the shelter on your next visit. The animals will love you for it!
3. **Commit a Random Act of Kindness** towards an Animal! Have your class participate in a community service project to help the homeless animals in our community or raise money to donate to the Humane Society of Charlotte. Complete suggested activity or create your own.
 - a. Bake Sale
 - b. Doggy Wash
 - c. Supply Drive (collecting items from our wish list)
 - d. Make Toys or Blankets
 - e. Make bandanas for adoptable animals to wear at special events
4. **Visit the Humane Society of Charlotte** for a tour and watch the video “[Right to Avoid a Bite](#)”. You will learn about different pets and how to take care of them. You will also get a chance to meet some wonderful pets up for adoption. Show us what you learned by completing “[Draw a pet that you know](#)” worksheet.
5. **Learn about “What animals need to live”** through a program called “Pet Suitcase”. Learn to make your own “Pet Suitcase” by completing “[Pet Suitcase](#)” worksheet.
6. **Color a pet.** Complete the “[Dog’s are fun](#)” or “[Cats are cool](#)” color sheet.
7. **What kind of diet is good for a dog or cat?** Find out what foods and treats are good for a dog or cat to eat. Follow the “[Canine Cookie](#)” recipe and make some healthy treats for your pet or the homeless animals at the shelter.
8. **How do dogs and cats communicate or talk to us?** Observe your dog or cat and explain their body language. How do dogs and cats tell us when they are happy, sad, scared, angry, and other feelings? Complete the “[Talking Tail](#)” and “[Dog Talk](#)” sheets and see if you can guess what the dogs and cats are trying to say.

BONUS: Have kids act how animals feel in different situations.

Helpful Hints: Dogs are well known for their body language.

Tail:

- when a tail is wagging they are happy
- when their tail is tucked underneath their body they are scared or submissive
- when their tail is raised and bristled up in the air they feel threatened or they are mad

Ears:

- when their ears are straight up they are attentive, curious and happy
- when their ears are flat to their head they may be scared, threatened or mad
-

Body:

- when the body is very stiff and tall the dog feels threatened or mad
- when the body is hunched or lowered it is scared or submissive

Talking Tails Answers:

1. **Friendly** (the tail is straight up in the air and the ears are up)
2. **Mad** (the hair on the tail is standing straight out and the back is arched)
3. **Scared** (the tail is down and the ears are flat on its head)

Dog Talk Answers:

1. scared
2. submissive
3. happy
4. dominant, threatened
5. threatened, mad
6. alert, friendly

9. **Have a Pet Therapy dog visit your class.** Find out how pet therapy dogs help people. Ask the dog's owner how the dog became a pet therapy dog. Find out how to train a pet therapy dog. Ask where pet therapy dogs are most useful.
10. **Find out about service dogs.** Examples: police dogs, bomb-sniffing dogs, dogs for the blind and the deaf, to name a few. How are they trained? What kind of dogs makes good service dogs? Work together and create a picture story about service dogs. Read about different types of service dogs. Try the "Seeing Eye dog Activity" with a buddy. Invite a service dog to be a guest in your class.
11. **Identify items that are dangerous or hazardous to pets.** What is anti-freeze? Is aspirin and chocolate dangerous to pets? What chemicals can hurt our pets? What kinds of things around the house and yard are dangerous to you? What kinds of things around the house and yard are dangerous to pets?

- poison
- drowning in the pool
- choking on inappropriate food
- eating household chemicals or medicines, etc.

Complete and color "[Pet Hazards at Home](#)" worksheet. Take turns answering the question, "How can the danger they have identified be prevented?"

Answers: The two items that are safe for pets is pet food and pet toys.

12. Having a pet means having responsibilities.

- What does ownership, parent, responsibilities, veterinarian, and spay and neuter mean?
- Who has pets? What kinds of pets do you have? What does your pet need?
- Who is responsible for your pet?
-

Complete “Caring Means Looking Ahead” worksheet. You can work individually or as a group.

Helpful tips

Part B of worksheet

1. What is the cost of a daily portion of food for your pet?

Big dogs	\$1.00
Small dogs	\$0.50
Cats	\$0.33
Rabbits/Guinea pigs	\$0.75 (includes hay, fresh fruits, etc.)
Pocket pets	\$0.33 (hamsters, small birds, gerbils)

* Pets require a great deal of time and energy which may take away from your extra curricular activities.

* One must have a job to care for an animal. You do not have to have a lot of money to care for an animal but you must have enough not only to care for you but your pet as well.

Note to Teachers: This step is covered in the video “Paws, Claws, Feathers, and Fins.” You may count this step as completed if you visit the shelter to see this video.

13. **Recognize all living things have needs.** It is important to recognize that all living things have needs and that there are similarities and differences between the needs of living things. Complete “[Living Things Have Needs](#)” worksheet.


14. **Imagine a world without animals** Do you understand the importance of animals and of the dependence of people on animals?. What animals would you miss the most, and why? What animals would you not miss the most, and why. Write an essay and draw a picture about “[A world without animals](#)”.

15. **Let’s become familiar with pets from other countries!**

Do you know what country your parents came from? Do know what animals live in that country and what type of pets do people have. Complete [parent/guardian survey](#). Share your picture and survey with your group.

Draw a pet that you know.

Visit the Humane Society of Charlotte for a tour and watch the video "Paws, Claws, Feathers and Fins". You will learn about different pets and how to take care of them. You will also get a chance to meet some wonderful pets up for adoption.



How many legs does your pet have? _____

What is your pet called? _____

Where does your pet live? _____


What color is your pet? _____

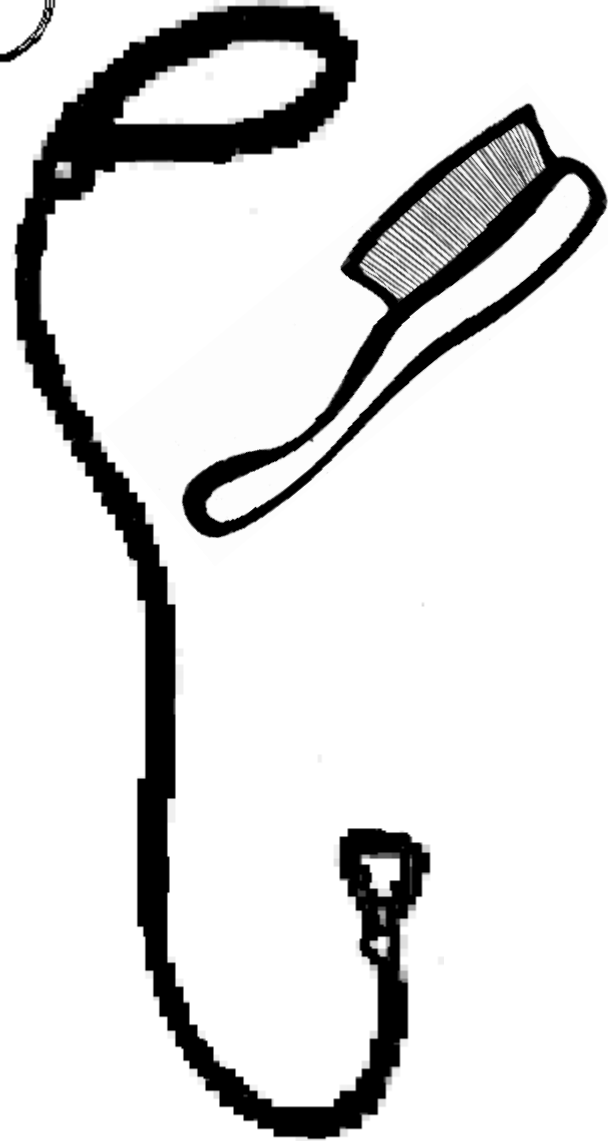
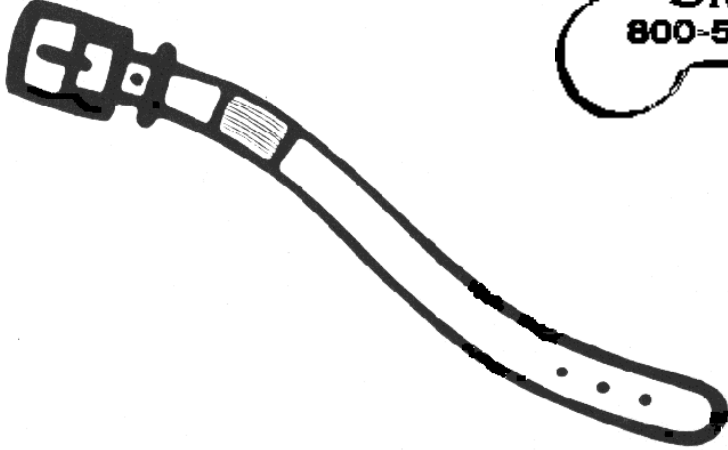


What does your pet need to live? _____

What sound does your pet makes? _____

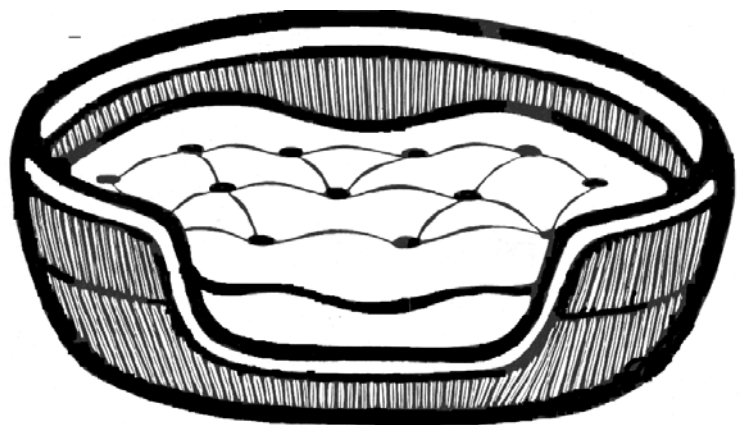
Pet Suitcase

This is a pet suitcase and you are going to put what pets need in the suitcase. Color, cut and paste items onto the suitcase.






im (revised February 2011)




Color the Puppy



My dog's name is _____

My name is _____

Color the Kitty



My cat's name is _____

My name is _____

Right to Avoid a Bite



You're right to want to avoid a bite! When is a dog most likely to bite? When the dog is angry, hurt, confused or afraid? Or when he or she is protecting something like food or territory. Read each example below. Decide if it is OK to pet this dog. Put OK for ok to pet. Put NOT OK for not ok to pet.

1. _____ Digger has a toy bone. He is keeping it safe between his paws.
2. _____ Sadie just had puppies. She does not want anyone to touch them.
3. _____ Fluffy had an operation yesterday. She is a little sore from the operation.
4. _____ Misty just cut her paw on a piece of broken glass.
5. _____ Bonzo is sleeping on his bed. He is have sweet dreams about big doggy bones and long walks with his human friends.
6. _____ Max is wagging his tail. His owner says it is fine to pet Max.
7. _____ Madison is afraid of loud noises, and someone is running a vacuum cleaner.
8. _____ Zeus is in his fenced in yard. He does not like it when people come into his yard.
9. _____ Eli is crouched down on his forepaws. He is wagging his tail very fast, and he has a ball. His owner says you can play with Eli.
10. _____ Bernard is eating. This is the most important time of his day.



Answers:

1. **NOT OK** - Dogs do not always like to share their toys and may bite if you try to take their toy away.
2. **NOT OK**- Mother dogs will protect their puppies from others so its not a good idea to try to pet or pick up the puppies while the mother is around.
3. **NOT OK**- When pets do not feel well they do not want to be touched or played with.
4. **NOT OK**- When pets are hurting they may not know what is causing the pain. They may think that you are causing the pain and bite you.
5. **NOT OK**- If you pet a dog while it is sleeping you may startle the dog. The dog may bite out of confusion or fear.
6. **OKAY**- Max's owner said it was okay to pet him and when a dog's tail is wagging back and forth they are happy.
7. **NOT OK**- When pets are afraid they may bite.
8. **NOT OK**- Dogs like to protect their territory. A back yard may become part of a dog's territory.
9. **OKAY**- Eli's owner says you can play with Eli. Eli's tail is wagging and he is very excited to play with you.
10. **NOT OKAY**- Dog's do not want to be bothered when they are eating. Some dogs think you are going to take their food away so they growl and bite.


Doggie Cookie Recipe

Ingredients:

2 ½ Cups of Whole Wheat Flour
1 Teaspoon White Sugar
¼ Teaspoon Salt
6 Tablespoon Margarine
1 Whole Egg
½ Cup Non-fat Dry Powdered Milk
½ Cup Cool Water
1 Can Pam Cooking Spray (unflavored)
1 Can Chicken Broth or Beef Bouillon (optional)




1. Add cool water to Non-fat dry powdered milk and mix together.
2. Mix all of the above ingredients in a large mixing bowl.
3. Knead the dough for 3 to 5 minutes or until dough forms a nice ball.
4. Roll to about ½ inch thick and then cut with cookie cutters into desired shape.
5. Bake on lightly greased cookie sheet for 25 minutes at 350 degrees F.
6. If desired, add one can of chicken broth or beef bouillon for flavor.
7. Share cookies with your dog or hold a Bake Sale and donate the proceeds to the Humane Society of Charlotte.



Talking Tales

Cats use their body language to tell what they are feeling. Do you know what each cat is saying? Circle one of the feelings for each cat.

1. I am: SAD MAD FRIENDLY



2. I am: FRIENDLY MAD SCARED





3. I am: SCARED HAPPY MAD


HINT: Look at the cat's tail. Cats talk to you by the way they hold their tail.

Dog Talk

Directions: What do you think these dogs are trying to say? Write below each dog what you think it is trying to say.




1.
wagging 



2.



3.



4.



5.



6.

Working Companions

Trustworthy, capable, loyal and loving dogs are ideal working Companions. Imagine a sheep farmer without his sheep dog? A police officer on a drug bust without his scent dog? Dorothy without Toto? Or a dog-less search and rescue mission?

Dogs have jobs that demand great responsibility and hold tremendous social value. They have become eyes for the blind, hands for the disabled, ears for the deaf and cherished companions for those in need.

They are lifesavers, rescuers and guardians of what we value.

The closer the connection and dependence, the deeper the bond we share with the working dog.

- **Assistance Dogs** -Dogs in Human Health
- **The Entertainers**-Dogs in "The Biz"
- **Herding & Livestock Guardian Dogs** -Hard Working Farm Dogs on the Job
- **Search and Rescue Dogs**-The Lifesavers
- **Police Dogs** -Heroes in Action

How does a dog become a working dog? Read the following paragraphs to find out how a dog becomes a Seeing Eye Dog.

Assistance Dogs

The relationship between people and dogs goes back hundreds of years. Some time in the ancient past, wolves and wild dogs became tame enough to become important in people's lives both as helpers and friends. The relationship has proved to be a good thing for both people and dogs! Among our dog friends are many types of helpers. There are dogs who are trained to assist law enforcement officers, dogs who are used to help disabled people, and even dogs who are used to search for and rescue people!



Guide Dogs

Guide dogs serve as the eyes of blind people. The first training school for guide dogs was established in 1916 in Germany. At this school, German shepherds were trained to lead soldiers who had been blinded in WW1.

In 1929, German shepherds were brought to the United States and received guide dog training at The Seeing Eye. This school, located in Morristown, New Jersey, has trained thousands of guide dogs over the years.

Today, there are many such schools throughout the U.S. Each school has developed its own program. Some schools breed their own dogs and train them as pups. Others use dogs that are donated, bought from kennels, or even adopted from shelters like ours!

Breeds

Even though many different breeds of dogs are used as guide dogs, all of the dogs are chosen because of certain qualities they possess that are necessary for guide dog work: intelligence, friendliness, strength and endurance, and especially an ability to learn and respond to many different commands. Obviously, there are many dogs that don't pass "qualities test", making these dogs that are chosen very special.

Some of the different breeds that are used include: German shepherds, Golden retrievers, Labrador retrievers, Collies, Weimaraner, Doberman pinschers, Alaskan malamutes, Boxers, and many more, including mixed breeds (or mutts).

Cost

It costs thousands of dollars to train a guide dog and it involves the help of many people. Because money comes from people, businesses, foundations, and other groups, blind people can often obtain their guide dogs for a small cost, or even no cost at all.

Fostering

Training of guide dogs involves a variety of people. Although it takes highly skilled dog trainers to teach these dogs, there are many people involved in the whole process.

In many guide dog programs, a pup's first home is with a volunteer foster family. He will live with the family until he's between a year and a year and a half. During this time, the pup becomes one of the family and is taught not to beg, and learn commands such as sit, lie down, and stay. This is similar to your parents teaching you "basic manners" when you were younger, such as using the phrases "please" and "thank you" at appropriate times.

It's good for the pup to live with a family because he learns to participate in and be comfortable with all types of family activities, like jogging, swimming, car rides, and walks. This will help the pup adapt to its blind partner's lifestyle later on.

Training

When the pup is old enough, the foster family must give him up so that he can go to school to receive his formal training. Although the first days at school are probably a little bit confusing to the dog, he soon learns to accept his trainer as his new best friend. They will spend much time together at school, and sometimes in the trainer's home. The dog enjoys playing "training games" because it's always made fun for him. A guide dog has to like its work to be good at it! A dog gets used to wearing a harness during training. A hard U-shaped handle is attached to the harness that the blind person will hold onto. The dog is then taught to pull forward while walking on the left side and slightly ahead of the trainer.



By practicing over and over, a dog will learn, in just a couple of days, to stop at each curb and wait for a command to go forward or turn! Learning to lead a blind person safely around obstacles takes much practice!

Most dogs are fully trained within 6 months and look forward to their important job. At this time, they are introduced to their working partner. Most of these dogs become lifelong companions for their partners because great care is taken to make sure the dog and person are well matched. After all, a person must be able to trust his guide dog with his life!

See Eye Dog Activity

Now, find out what it's like to be led by a Seeing Eye dog- or to be one! Make a harness by bending a coat hanger as shown. Add rope, a belt, or a cloth strip to tie around the "Dog's" waist. Find a friend who will be your "Dog" and lead your as you walk blindfolded. Be sure that your "Dog" knows how to guide you carefully, and both of you know the proper commands. As a team, walk through a house, school, or other building. Go up or down steps and through doors. After a few minutes, trade places so you can both know how it feels to lead and to be led. Write or talk about your experiences as a blind person and as a Seeing Eye dog.

Living Things Have Needs

Please list things that people and animals need to live. Record on a chart

	NEEDS							
People								
Cats								
Dogs								
Horses								
Hamster								
Fish								
Parakeet								
Wild Animal								

Please answer these questions

1. Who provides these needs for you? Who provides these needs for the animals?

2. What is the difference between wild animals and pets?

3. Who takes care of pets?

4. How do they take care of their pets?

A Mixed-Up Story


car	house	dog	dog biscuit	mother	water
dog food	cookie	world	leash	cat	friend

Directions:

One person in your group cuts apart the slips of paper with words on them that appear at the top of this page. Turn all the slips of paper over so that you cannot see the words on them. Have someone in the group read the story aloud. Each time the reader comes to a blank, he or she should turn over one slip of paper and read what it says. When the story is finished, turn over all the slips of paper. As a group, put the slips of paper in the correct order so that the story makes sense. Have someone in the group read the story aloud with the blanks filled in correctly.



My Dog Sally



Sally is the best dog in the whole _____ (1) _____. Every day I take her for a walk. I clip her _____ (2) _____ firmly onto her collar, and away we go. Sometimes we walk past Mr. Perry's store. He is very friendly. He gives me a _____ (3) _____ to eat. He gives Sally a _____ (4) _____ for a snack. We talk to Mr. Perry for a while and then we go back to our walk. One _____ (5) _____ after another rushes by us in the street as we go down the sidewalk. But Sally is safe. She is not allowed to roam free, so I don't have to worry that she will get hurt. Soon I can tell that we are almost home because I can see our _____ (6) _____ again in the distance.

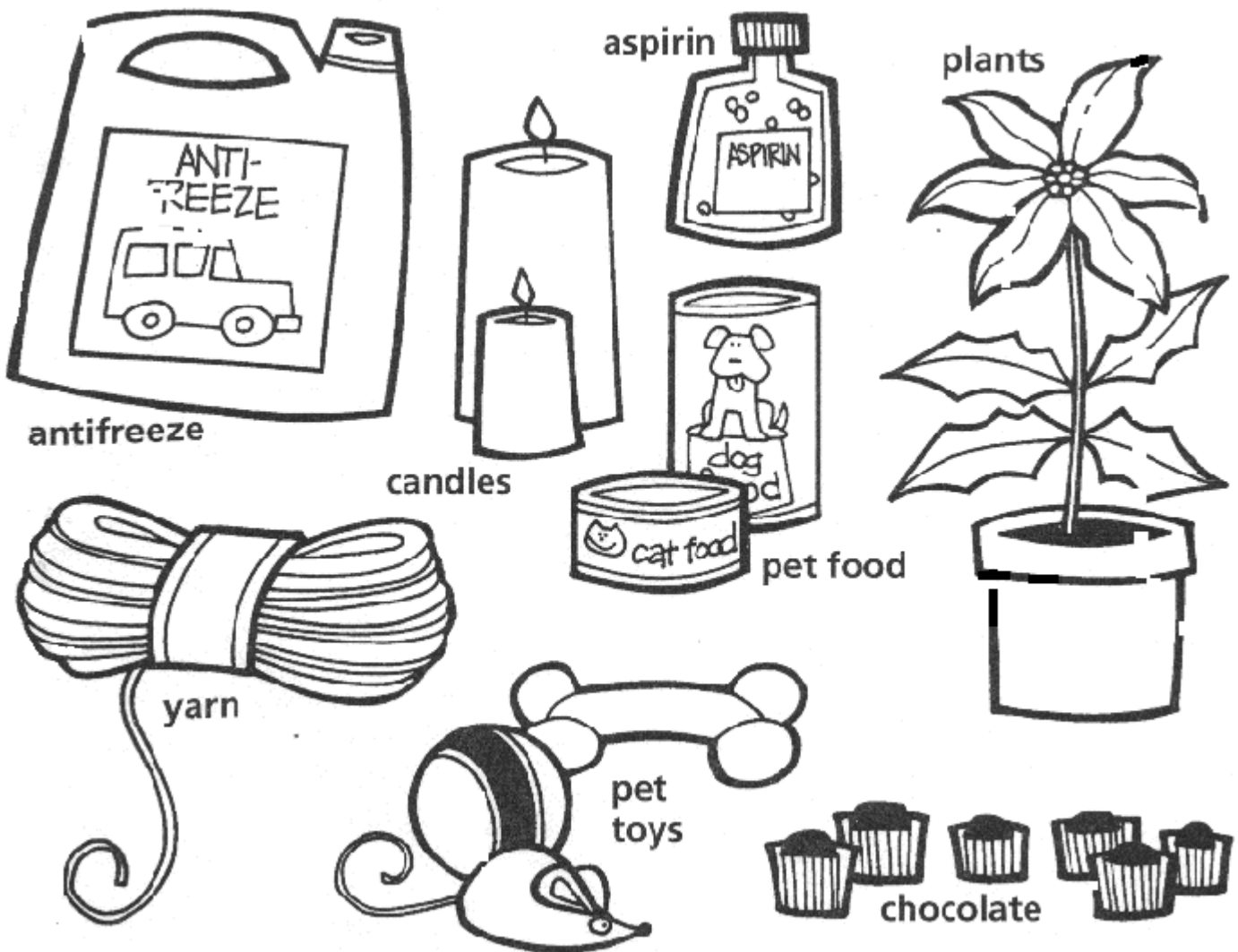
As soon as we are back home, I give Sally her dinner. Her favorite food is a can of _____ (7) _____. I also give her a bowl of fresh, clean _____ (8) _____ so she will not get thirsty after her walk.

A long time ago, we got Sally from the Humane Society in our town. The Humane Society takes in any _____ (9) _____ or _____ (10) _____ that is unwanted and tries to find a home for the pet. When we got Sally, we decided to have her spayed. The veterinarian said this would help Sally have a longer and healthier life. It means she will never be a _____ (11) _____, but she also will never have any unwanted puppies that have to be taken to the Humane Society. There are already too many puppies in the world and not enough homes for them.

I love Sally a lot! She is my best _____ (12) _____!

Pet Hazards at Home

Pet owners need to make their homes safe for pets to live in. That means keeping harmful things out of paws' reach. Below are some items that can be dangerous to pets. Some of them are poisonous and can make pets sick. Some can cause them to get tangled up or hurt. Can you tell which things are hazardous for pets? Use a red pencil or crayon to mark those things with an X. (Hint: Everything should be marked X except for two items!)



The World Without Animals

Directions: Write an essay about a world without animals and draw a picture on what you think the world would look like without animals.

adopted from Humane Education Curriculum, Broward County Humane Society, Broward County, Florida

Animals in other Countries



Dear Parent(s)/Guardian:

We are doing activities about pets, and I wanted to ask you to help your son or daughter to complete this assignment.

First, please respond to the following questions and help your child write down your responses.

What country or countries does your family come from?

What is a typical pet where your family comes from?

When you were young, did you have a pet?

What pet did you have and what was its name.

What did your pet need to be happy and healthy?

Now, on a separate sheet of paper, please help your son/daughter draw the pet that are typical where your family comes from.

Thank you very much for your help!

Caring Means Looking Ahead

Part A

How much time would you need to set aside to care for your pet each month?

1. What things would you have to do for your pet each day? Below list each pet care action that you would have to perform. Then guess how many minutes each action would take.

2. How many minutes would the above actions take each day? Add all the numbers in the right-hand column above. _____

3. How many minutes would the above action take each month? Multiply your answer from question 2 by thirty, the average number of days in the month. _____

4. What pet care actions would you have to perform only a few times each week? A few times each month? Below list each such action on the lines at the left. Guess how many minutes you would spend each month completing each action. Write this number to the right of each action.

5. What is the total number of minutes you included for Question 4?

6. What is the total number of minutes per month that you would need to set aside in order to care for your pet? Add your answers for exercises 3 and 5. _____

7. How many hours would you need to care for your pet each month? Divide your answer for exercise 6 by sixty, the number of minutes in one hour. _____

Part B

How much money would you need to care for your pet?

1. What is the cost of a daily portion of food for your pet?

2. What would be the cost of feeding your pet each month? Multiply the answer you had for exercise 1 by thirty, the average number of days in a month. _____
How about for 1 year? _____

3. What, besides food, does your pet need? Hint: What items might you need in order to complete actions you listed in Part A? Write cost to the right of each item. Include the expenses of spaying or neutering, one visit to the veterinarian, and yearly shots? (Although these costs do not arise every month, they are important to consider when planning for a new pet.)

_____	_____
_____	_____
_____	_____
_____	_____

4. What is the total cost of the items in exercise 3? _____

5. What is the total cost of caring for your pet for one year? Add your answer for exercise 2 to your answer for exercise 4.

Pets are great but require time and money.



Caring Means Looking Ahead

Answer Sheet

Part A

How much time would you need to set aside to care for your pet each month?

1. What things would you have to do for your pet each day? Below list each pet care action that you would have to perform on the lines at the left. Then guess how many minutes each action would take. Write these numbers to the right of each action.

Exercise pet (3 X a day) **20min x 3**

Feed the pet **5 min x 2**

Brush the pet **5 minutes**

2. How many minutes would the above actions take each day? Add all the numbers in the right-hand column above. **75 minutes**

3. How many minutes would the above action take each month? Multiply your answer for exercise 2 by thirty, the average number of days in the month.

2250 minutes

4. What pet care actions would you have to perform only a few times each week? A few times each month? Below list each such

action on the lines at the left. Guess how many minutes you would spend each month completing each action. Write this number to the right of each action.

Bathing the pet, clipping nails **60min /month**

Cleaning up pets home **30min (per week)**

5. What is the total number of minutes you included for exercise 4?

180 minutes

6. What is the total number of minutes per month that you would need to set aside in order to care for your pet? Add your answers for exercises 3 and 5.

2430 minutes

7. How many hours would you need to care for your pet each month? Divide your answer for exercise 6 by sixty, the number of minutes in one hour. **40.5 hours**

Part B

How much money would you need to care for your pet?

1. What is the cost of a daily portion of food for your pet?

Refer to Helpful tips and write on board. \$1.00

2. What would be the cost of feeding your pet each month? Multiply the answer you had for exercise 1 by thirty, the average number of days in a month. \$30.00

How about for one year? \$360.00

3. What, besides food, does your pet need? *Hint: What items might you need in*

order to complete actions you listed in Part A? Write cost to the right of each item. Include the expenses of a spay or neuter surgery, one visit to the veterinary and yearly shots? Although these costs do not arise every month, they are important to consider when planning for a new pet.)

Bathing the pet, clipping nails \$10-\$21/mo

Cleaning up the pets home \$5-\$15/mo

Taking the pet to the veterinarian \$100-\$300 (once a year)

Brushing the pet (supplies) \$5-\$15/yr

Exercising the pet:

(leash, collar) and toys \$10—\$20/yr

What is the total cost of the items in

exercise 3? \$130—\$371

What is the total cost of caring for your pet for one year? Add your answer for exercise 2 to your answer for exercise 4.

\$152—\$731

Cat Toys You Can Make!

Kitty Toys: Make some toys for the kitties to play with! Playing helps to relieve stress

You will need:

- Pipe cleaners
- Feathers
- jingle bells
- unfinished wooden beads

Directions: String beads and/or jingle bells on to pipe cleaner. Twist and turn the pipe cleaner around feathers, making crazy shapes!

Captivating Catnip Socks

You will need:

- baby socks
- cotton balls
- dried catnip
- needle and thread.

Directions: Take a baby sock and fill it with cotton balls and a wad of catnip in the center - a teaspoon or so should work. Then sew off the top of the sock and clip any loose threads. You're done!

Stuff For Pups!

Dog bandanas

You will need:

- Colorful or holiday theme fabric that is sturdy, and are washable.

Directions:

1. Cut pieces of fabric into approximately 22" by 22" squares.
2. Fold in half diagonally and cut along the fold.
3. Hem ½" along all three sides.

Variations:

Squares can range in sizes from 11" by 11" to 28" by 28". The 22" size fits most dogs.

Animal Comforters

You will need:

- Comforters can be made from any type material except looped fabric like chenille or terry cloth that might get snagged in the animals' nails
- 1" batting (thicker is okay)

Directions.

The comforters should be a finished size of 12" x 18" but this can vary. We also use 24" x 18" comforters for Mom cats with kittens, litters of kittens and small dogs. We use 24" x 36" comforters for the Mom dogs with puppies.

For the 12" x 18" comforter –

Cut the material 13" x 39." You can then fold it in half with the wrong side of the fabric facing out and sew down each long side. Then turn the fabric right side out. It will resemble a small pillowcase.

Batting should be at least one inch thick. Cut the batting to size – approximately 12" x 18." Slip the batting into the case and sew the open end closed.

Tack down the batting in each corner and along each side so that it doesn't bunch up during laundering.

That's it!

Education Program Evaluation

School: _____

Class _____

Teacher _____
First Name Last Name

Phone Number

What was your favorite activity and why?

Which activities did you / your class complete?

Name at least one thing you learned from the program that you didn't know before

What was your least favorite activity and why?

Please mail/fax this completed form to:
Humane Society of Charlotte
Attn: Cat Belteau
2646 Toomey Ave.
Charlotte, NC 28203
Fax: 704-332-8010

